

Microsoft Innovative Educator-Expert

Application for Shawn Walker

July 2022



About Shawn Walker

- ✓ Mom of two daughters and Nana to a granddaughter & a grandson
- ✓ Colorado Native who lived in the Pacific NW for 33 years before returning to Colorado in 2019
- ✓ Love reconnecting with old friends, meeting & making new friends
- ✓ Enjoy learning new skills as an amateur photographer to continue sharing my vision of the world
- ✓ Self-professed NASA nerd & science fiction geek (Shiny!)



Education & Work Experience

Eastern Washington University

1998 BA English

Technical Communications Major
Linguistics Minor

1998 – 2010 CitiFinancial

From AA to Branch Manager

Portland State University

2013 MA TESOL

2011 – 2013 Literacy, Language, &
Technology Research Group -
Digital Literacy Tutor & Tutor
Coordinator

Chemeketa Community College

2013 – 2018 ESOL Instructor
& Multi-Level ESOL Specialist

Oregon State University

2014 – 2018 ESOL Instructor
2015 – 2017 Technical Writing Instructor

Western Oregon University

2019 MS Ed Information Technology
2018 – 2019 Moodle Support Specialist

GOAL High School

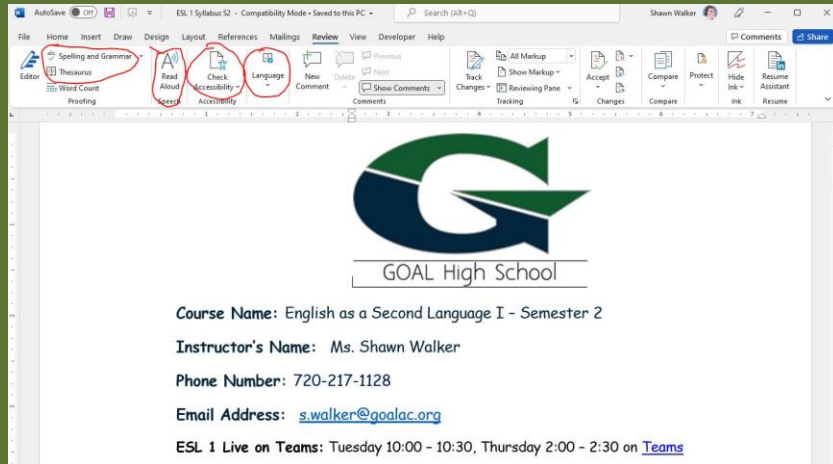
2019 – 2020 Academic Coach
2020 – Present EL Teacher



1. Describe how you leverage Microsoft tools to increase accessibility for all learners in your classroom

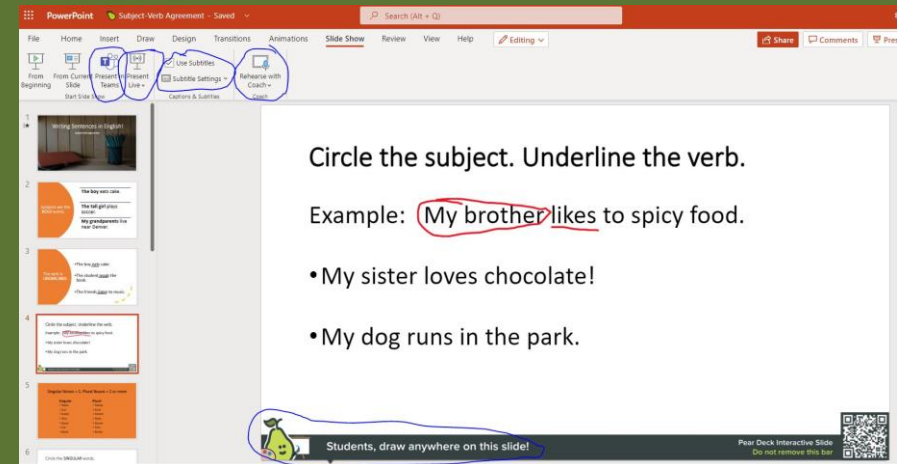
Tools I use to support different learning needs:

Accessibility for All Learners



MS Word


- Checks Accessibility
- Spelling & Grammar
- Read Aloud
- Translator



PowerPoint

- Video Support
- Subtitles
- PearDeck
- Translator

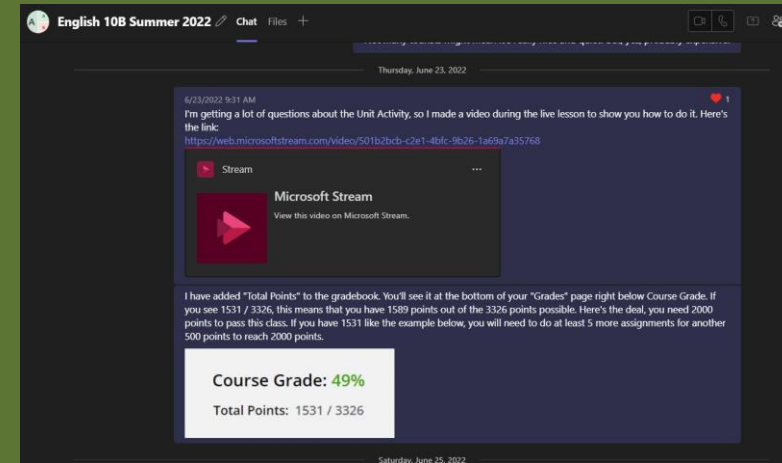
Accessibility for All Learners



Stream

Video Support


Closed Captions



Teams

Live Video Sessions
with Live Captions

Communicate through
Teams Channel & Chat

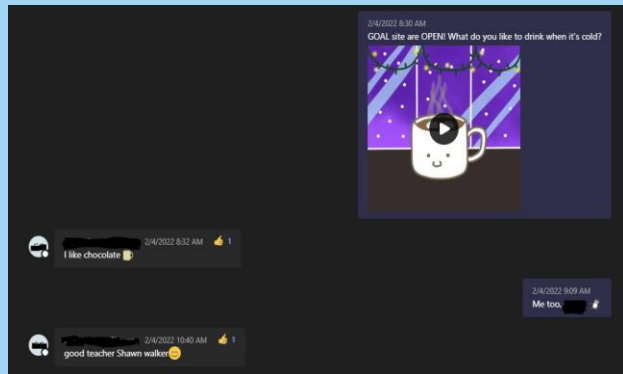


2. Tell us about a project you did with learners that incorporates Microsoft technology for improved learning outcomes.

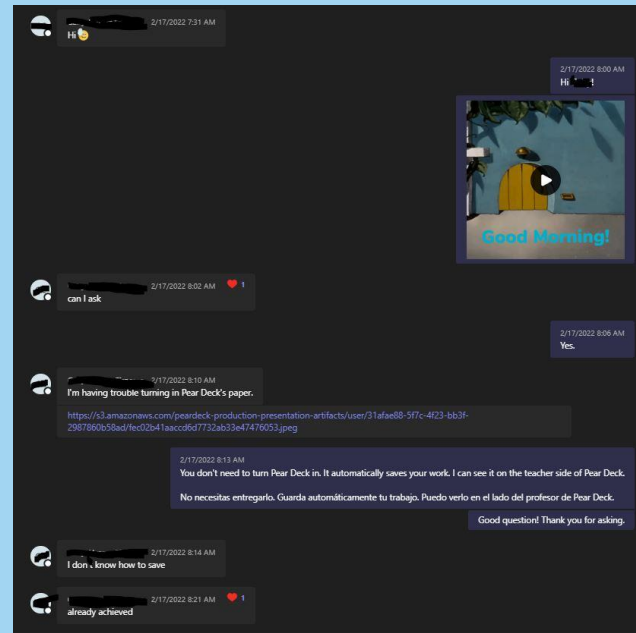
What 21CLD skills were included in the learning and explain in detail how those skills were developed?

Improve Communication Skills – Teams Chat

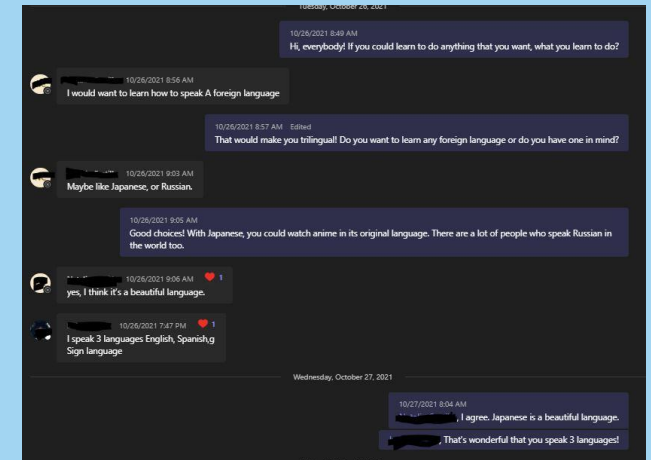
I use Teams to set up group chats for my ESL classes. I ask conversational questions, and students ask me questions too. Using Teams meets the Level 1 in the Skilled Communication Rubric. I teach beginner-level ESL students, so a daily Teams chat provides a safe space for students to express themselves in English and engages them in improving their language proficiency.



ESL 1 – Announcement: sites open after snow days. Question: What do you like to drink when it is cold?



ESL 1 – Student's assignment question. Responded in English & Spanish to ensure comprehension by all.










ESL 2 – Question: If you could learn anything, what would you learn to do?

Improve Communication Skills – Audio/Visual Recorders & Stream

I provide audio/visual support for ESL students and ask them to respond with audio/visual recordings or in writing. This meets Level 2 in the Skilled Communication Rubric since they are producing extended communication based on their English language proficiency levels. My recordings serve as models for student expectations and increases my class presence. These includes vocabulary word pronunciations, simple conversations, and comprehending a story in a reading-to-write assignment.

How to Say the Days


Day of the Week	Short	Pronunciation
Sunday	Sun.	
Monday	Mon.	
Tuesday	Tues.	
Wednesday	Wed.	
Thursday	Thurs.	
Friday	Fri.	
Saturday	Sat.	


ESL 1 & ESL 2 – Vocabulary includes audio recordings to model pronunciation.

5.4 Describing People

Let's put it all together! Make a video describing someone you know.
For example:

Carlene
6 views · 0 likes · 0 comments





My sister, Carlene, is short and overweight. She has long, wavy, red hair. She has brown eyes and wears glasses.

Now, it's your turn! Make a video to tell me about a friend or family member.

ESL 1 – I model describing a family member using Stream. then students make a video recording describing a friend or family member.

6.3 The House on Mango Street by Sandra Cisneros

Due: Wednesday, February 9, 2022 at 11:59 pm

Download the chapter, "The House on Mango Street" from the book of the same title by Sandra Cisneros. You may read it yourself or you can listen to me reading it out loud and follow along.



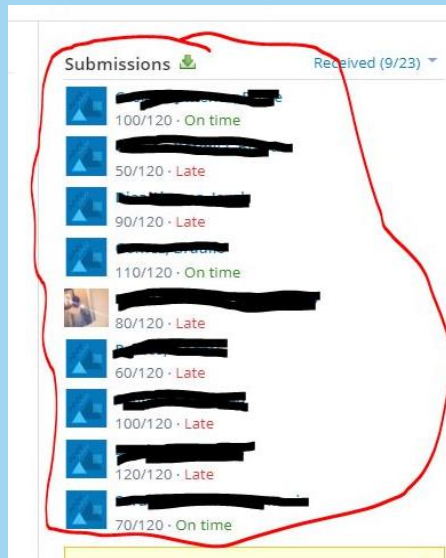
As you read this chapter, look carefully at the sentences. Does Sandra Cisneros always use complete sentences? Give an example. Why do you think she did not use a complete sentence? Write your answer and submit it.

Posted Tue Jan 4, 2022 at 2:57 pm
Houseonmango.pdf 18 kb | view

ESL 2 – This chapter models a description of a house. Recording the chapter helps students comprehend the text before describing their house.

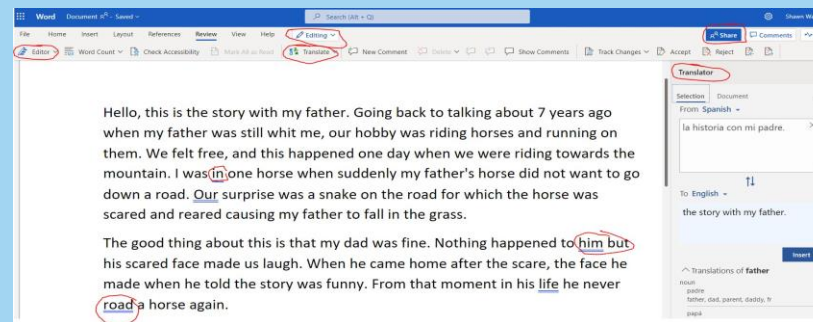
Improve Communication Skills – Word & PowerPoint

As an EL teacher, I support my students in their core classes by addressing gaps in digital literacy. This meets Level 3 in the Skilled Communication Rubric since they must know how to design their communication for a particular audience, their core content teachers. Many ESL students are unfamiliar with Word and PowerPoint, so I include them in my class and then do one-on-one coaching with students as needed.

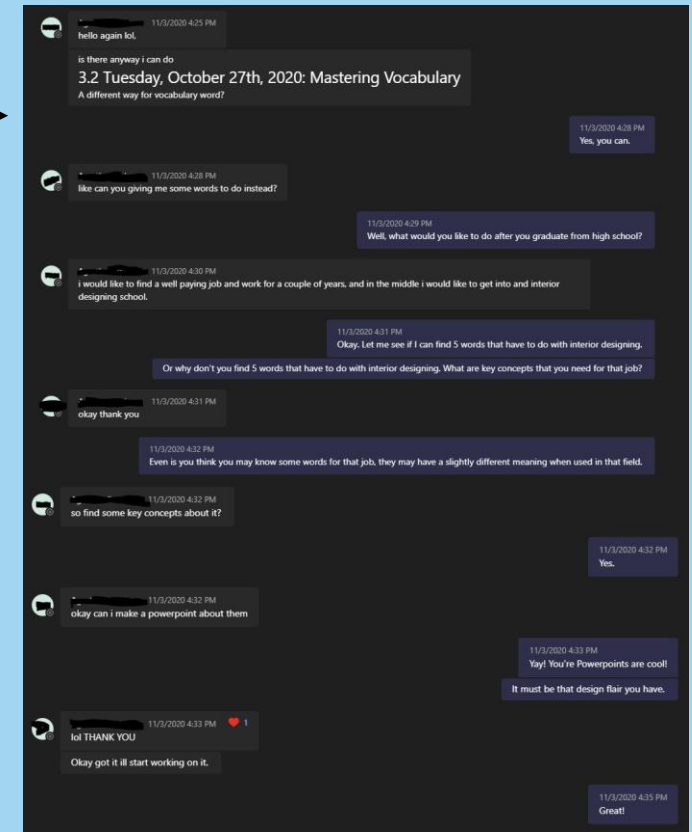


ESL 2 – Students learn to download Word Docs & PowerPoints, save to their desktops, and upload to submit assignments.

ESL 2 – Acquiring new communication skills empowers students like the one in this chat who negotiated an altered assignment including using PowerPoint instead of Word to complete it.



ESL 2 – In one coaching session, this student tried out the translator, learned about editing features, corrected what was underlined, and shared her document with me.



Improve Communication Skills – Case Study

Quarter 1 – A student I'll call El (not her real name) started at GOAL. She was 17 years old, living with her boyfriend, and 8 months pregnant. She gave birth halfway through the quarter. Towards the end of the quarter, I began texting her, just to see how she was doing and hear about her baby. She did not pass any classes.

Quarter 2 – I helped El move from texting to Teams, so we could message more directly. I began answering her questions about my class. Then she was willing to meet on Teams for a video call but did not turn her camera on. While sharing my screen, we completed a couple of assignments. She went on to complete more assignments on her own and learned to share Word docs with me. We kept meeting weekly, and she passed my class.

Quarter 3 – We continued our meetings, and she expressed difficulty in her other classes. I walked her through sharing her screen, so I could help her with them. For the first time, she started turning on her camera when we met. She also learned how to download Word docs and upload them to submit assignments. She began using PowerPoint too. She passed ALL her classes!

Quarter 4 – El not only passed classes, but she completed my class and one more class in three weeks, so she could have one more class added to her schedule.

Not Graduating – El thought that she would be graduating, but she still had a couple of required classes and needed more credits. Her counselor approached me to talk to her, and I agreed.

In a video call, I told El she wasn't going to be graduating, and she was truly disappointed. Then I smiled and told her it was the best news she had gotten all quarter. Obviously, she looked confused, so I reminded her that she had shared that she wants to be a receptionist and work in an office.

My Explanation:


GOAL is a Microsoft Showcase School, so we offer classes in Word, Excel, PowerPoint, etc. She can come back next year, take her last couple of required classes, and then add all of MS 365 classes she can to her schedule. Those are what she needs to work in an office, and she can get that training from us for free! With her also being bilingual, she'll be job-ready the day she graduates from high school, and not many students can say that.

Her Decision:

El committed to coming back in the fall, finishing up her requirements, and taking the Microsoft classes.



3. Provide a link to an example of a learning artifact from a project/lesson/unit your learners completed using Microsoft tools



Padlet

Social Contract – Click Padlet

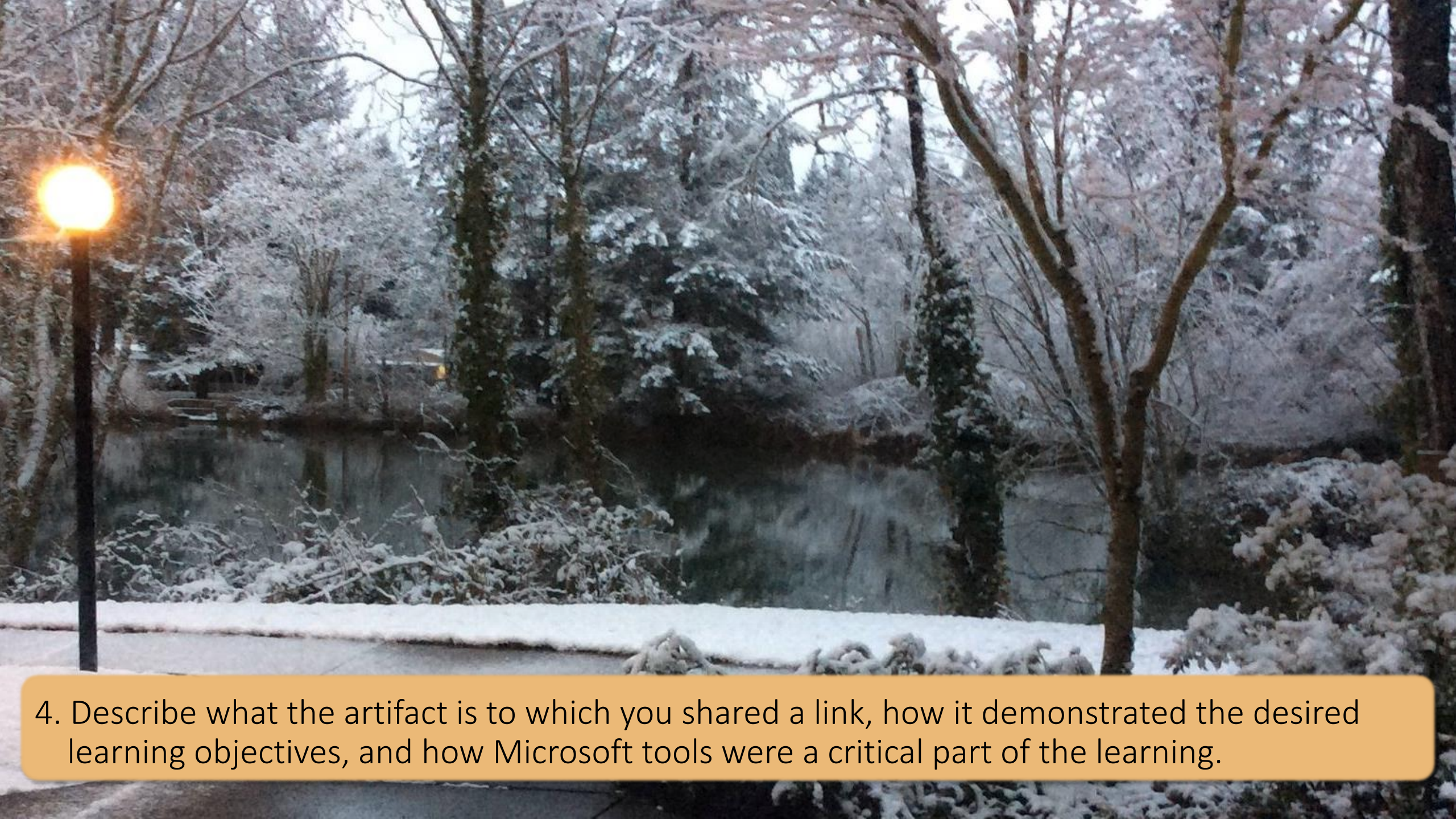
Shawn Walker + 12 • 1h
ESL 2 Social Contract
Write 3 words on how you want to be treated.

- Anonymous 1mo: I would like to be treated with respect , honesty and equally.
- Anonymous 2mo: I would like to treated with honestly and respect.
- Anonymous 3mo: I would like to be treated with respect,honesty,loyalty
- Anonymous 3mo: I would like to be treated with respect kindness understanding
- Anonymous 4mo: i would like to be treated with respect and kindness
- Anonymous 1h: I will like to be treated with respect, honesty, kindness.
- Anonymous 5mo: I would like to be treated With respect and kindness .
- Anonymous 5mo: I will like to be treated with Respect, Kindness, Hosnesty.
- Anonymous 5mo: I would like to be treated with kindness and respect... :)
- Anonymous 5mo: Respectfully, fair. nice.
- Anonymous 1h: with respect and with kindness
- Anonymous 6mo: I would like to be treated with Kindness, and fairness and Respect.

Technology Tools – Click Padlet

Shawn Walker + 8 • 1h
Techology Tools
Reviews of technology

- Anonymous 1mo: I tried webster dictionary because it gave me different words for the same meaning .
- Anonymous 2mo: The tool that I have tried is the DEEPL translator and it is Bette than google translator. Yes I would recommend it to a friend because some words on google can translate good so this type of tool would be excellent for them.
- Anonymous 3mo: I TRY DEEPL I recommended it to a friend at another school cause it is useful
- Anonymous 4mo: Meriam Webster Dictionary I tried the meriam webster dictionary and i really liked it because it takes less time to look for a meaning of a word than an actual dictionary. Also if you don't know how to spell the words it gives you options to similar words, which helped me a lot.
- Anonymous 5mo: Dictionary I tried the dictionary, it is really good, I would recmend it because it is good to know any definition of any word
- Anonymous 5mo: I try DEEPL. And recommend that one because that its really good, and its feel like safe.
- Anonymous 6mo: Dictionary The Dictionary is a good thing for class or work to be able to look up words that you don't know or to learn about.
- Shawn Walker 7mo: All Three I recommend all three, but then again, Th a teacher. I'm interested in what you t



4. Describe what the artifact is to which you shared a link, how it demonstrated the desired learning objectives, and how Microsoft tools were a critical part of the learning.

Why Padlet? What does it do?

An important part of remote learning is to build and maintain an online community. In two consecutive weeks of the same introductory Unit, I chose to use Padlet not only to engage students in the materials, but to also see their classmates' responses. Knowing they are not alone in a learning environment lowers EL Learners' affective filter which, in turn, enhances language acquisition.

The first week, the Padlet was a Social Contract where we built basic principles of how we want to be treated and will treat each other. (Yes, as the teacher, I am also bound by that collectively created contract.)

The second week, I provided students with several online technology tools. They chose one to try out and write a short review of. Thus, my students became more comfortable with and willing to try new technology tools. By developing this skill early on, students build their confidence and develop learner autonomy.



5. Share two examples of how you have supported both your own learning and the learning and growth of your colleagues.

Supporting Learning and Growth

Power Point/Pear Deck

I learned how to improve PowerPoints by adding Pear Deck in an 8-week PLC called "Spice Up your Class with Digital Tools." I quickly began using it to make my live sessions more interactive and engaging. Then I learned how to embed the student-paced version into my class on the LMS. I also created a short tutorial showing students how to access and complete the tasks

Since I've had several colleagues ask me about it. I've shown them how to add the app to PowerPoint, develop the interactive tasks, use both the teacher-paced and student-paced versions, and how to use HTML to embed it into our LMS.

Teams Class & Channels

I learned to improve online communication with my students in Teams by learning from colleagues and attending PLCs. A couple of teachers I often collaborate with added me to their classes on Teams, and I learned how they set up and used different channels. I began doing the same including a channel for my live sessions that had all scheduled events as well as the recordings for past events. I also added my students' names to each repeating event, so they would receive pop-up notifications about them.

Once GOAL mandated live sessions for all teachers, I had multiple colleagues including in my own department ask me about how I set up my live sessions. I began by showing them our automatically generated class Teams, how to check the roster, and how to add any late registrations or remove students who have dropped. I also showed them how to create channels and set up regular events. My recommendation was to have a dedicated Live Lessons channel, which provides access to the live lesson recordings that are housed in SharePoint. Thus, providing an additional resource for their students. Finally, by adding students' names to the calendar events, it would notify them 15 minutes ahead of time and when the live lesson begins.

A sunset over a body of water, likely a harbor or bay. The sky is filled with vibrant orange and red clouds, reflecting on the water's surface. In the foreground, a dark silhouette of a pier or walkway with a railing extends into the water. To the right, a white boat is docked at a pier, and a few people can be seen standing on the walkway. In the background, a city skyline is visible against the darkening sky, with some buildings illuminated. The overall scene is peaceful and scenic.

Thank you!

Shawn Walker

S.walker@goalac.org

EL Teacher, GOAL High School, Colorado